

MICROMOTOR HBU001




HBU001 Busch Feldbahn
Glockenankermotor Umbau Spur H0f
Coreless motor upgrade H0f gauge
Klokankermotor ombouwsset H0f

Warning! This product is not a toy and is not suitable for children under 14 years contains small parts. This product contains electronic parts so do not throw them in the household waste but hand them in separately. The EU WEEE directive applies.

Achtung! Dieses Produkt ist kein Spielzeug, nicht für Kinder unter 14 Jahren geeignet, enthält Kleinteile. Dieses Produkt enthält elektronische Teile. Werfen Sie diese daher nicht in den Müll, sondern getrennt einsammeln. Es gilt die EU-WEEE-Richtlinie.


Opgelet! Dit product is geen speelgoed, niet geschikt voor kinderen onder de 14 jaar, bevat kleine onderdelen. Dit product bevat elektronische onderdelen, gooi dit daarom niet bij het huisafval maar lever dit apart in. WEEE-Regelgeving van de EU is van toepassing.




Öffnen Sie die Lokomotive
Open the locomotive
Open de locomotief



Ausbau alte Motor
Take out the old motor
Demonteer de oude motor




Öffnen Sie die Lokomotive
Open the locomotive
Open de locomotief




Ausbau alte Motor
Take out the old motor
Demonteer de oude motor





Ausbau alte Motor
Take out the old motor
Demonteer de oude motor




Ausbau alte Motor
Take out the old motor
Demonteer de oude motor




Ausbau alte Motor
Take out the old motor
Demonteer de oude motor



Ausbau alte Motor
Take out the old motor
Demonteer de oude motor



Kleber entfernen
Remove glue
Verwijder de lijm




Maße prüfen
Check dimensions
Controleer de maatvoering




Sie brauchen dieses Teil wieder
You need the part again
Je hebt dit onderdeel wederom nodig




Metall Teile werden mit Loctite oder Metal Epoxy Kleber verklebt
Metal parts are glued with Loctite or metal epoxy glue
Metalen onderdelen worden gelijmd met metaallijm of epoxylijm voor metalen




Motor platzieren
Mount the motor
Plaats de motor




Die Teile des Bausatz
The parts of the kit
Onderdelen van de ombouwset




Metall Teile werden mit Loctite oder Metal Epoxy Kleber verklebt
Metal parts are glued with Loctite or metal epoxy glue
Metalen onderdelen worden gelijmd met metaallijm of epoxylijm voor metalen




Motor kleben
Glue motor
Verlijm de motor



Drähte löten
Solder the wires
Soldeer de draden



Die Teile zusammenbauen
Assemble the parts
De onderdelen samenstellen




Gehäuse plätzen
Mount body
Plaats de kap




Die Teile zusammenbauen
Assemble the parts
De onderdelen samenstellen



Die Teile zusammenbauen
Assemble the parts
De onderdelen samenstellen



Gehäuse plätzen
Mount body
Plaats de kap



Umbau fertig
Upgrade complete
Ombouw gereed



Micromotor HBU001

