

MICROMOTOR NME001G




Mehano G 2000 (MRCE, Rail4chem, Railion, Serfer, WLE),
SBB Am 840

- Glockenankermotor Umbau Spur N
- Coreless motor upgrade N gauge
- Klokankermotor ombouwset N


Warning! This product is not a toy and is not suitable for children under 14 years contains small parts. This product contains electronic parts so do not throw them in the household waste but hand them in separately. The EU WEEE directive applies.

Achtung! Dieses Produkt ist kein Spielzeug, nicht für Kinder unter 14 Jahren geeignet, enthält Kleinteile. Dieses Produkt enthält elektronische Teile. Werfen Sie diese daher nicht in den Müll, sondern getrennt einsammeln. Es gilt die EU-WEEE-Richtlinie.


Opgelet! Dit product is geen speelgoed, niet geschikt voor kinderen onder de 14 jaar, bevat kleine onderdelen. Dit product bevat elektronische onderdelen, gooi dit daarom niet bij het huisafval maar lever dit apart in. WEEE-Regelgeving van de EU is van toepassing.




Gehäuse entfernen
Remove housing
Verwijder de kap




Ausbau alter Motor
Take out the old motor
Demonteer de oude motor




Ausbau alter Motor
Take out the old motor
Demonteer de oude motor




Maße prüfen
Check dimensions
Controleer de maatvoering







Die Teile des Bausatz
Parts of the kit
Onderdelen van de ombouwset




Drähte löten
Solder the wires
Soldeer de draden




Der Motor wird mit Epoxidkleber oder Sekundenkleber in den Motorhalter eingeklebt
The motor is glued into the motor holder with epoxy glue or super glue
De motor wordt verlijmd met secondelijm of epoxy lijm




Die Teile sind verklebt
The parts are glued
De onderdelen zijn verlijmd




Platzieren die Motor in die Motorhalter
Place the motor in the motor holder
Plaats de motor in de motor houder



Material muss gefräst werden
Material must be milled
Materiaal moet gefreesd worden




Material muss gefräst werden
Material must be milled
Materiaal moet gefreesd worden




Leiterplatte platzieren
Mount the PCB
Plaats de printplaat



Gehäuse platzieren
Mount body
Plaats de kap



Motor platzieren
Mount the motor
Plaats de motor



Drähte löten
Solder the wires
Soldeer de draden



Umbau fertig
Upgrade complete
Ombouw gereed



Micromotor NME001G

